


Tax ID# 80-0955852 Kansas, Missouri and Arkansas clinics

ARKANSAS

SPRINGDALE
7058 W. Sunset Avenue,
Suite 9A
Springdale, AR 72762
P: 479-751-8437
F: 479-802-0575


MISSOURI

AVA 
223 S. Jefferson Street
Ava, MO 65608
P: 417-429-4693
F: 866-373-4585



BELTON
1825 East North Avenue
Belton, MO 64012
P: 816-775-4747
F: 833-964-0159


BLUE SPRINGS
505A NE. Adams Dairy Pkwy.
Blue Springs, MO 64014
P: 816-988-2800
F: 888-975-7269

CAMERON 
609 E. Platte-Clay Way,
Suite B
Cameron, MO 64429
P: 816-632-3221
F: 816-632-3231

GLADSTONE 
5404 NE Antioch Road
Kansas City, MO 64119
P: 816-454-5818
F: 816-454-5994


KANSAS


KANSAS CITY  
10940 Parallel Pkwy.
Suite I
Kansas City, KS 66109
P: 913-378-0778
F: 913-378-0782



LENEXA 
8550 Marshall Drive,
Suite 130
Lenexa, KS 66214
P: 913-276-3333
F: 844-787-4714


INDEPENDENCE 
4460 S. Noland Road
Independence, MO 64055
P: 816-373-2845
F: 816-373-2842

JEFFERSON CITY 
744 West Stadium Blvd.
Suite E
Jefferson City, MO 65109
P: 573-606-5555
F: 877-485-8092


JOPLIN 
4500 E. 32nd Street,
Suite B
Joplin, MO 64804
P: 417-680-0806
F: 877-766-1658



KANSAS CITY (MIDTOWN) 
3120 Gillham Plaza
Kansas City, MO 64109
P: 816-621-2000
F: 877-422-2103

KANSAS CITY (NORTH)  
1931 Burlington Street
North Kansas City, MO 64116
P: 816-241-2131
F: 816-241-0551


MANHATTAN 
8200 Southport Drive
Suite 106A
Manhattan, Kansas, 66502
P: 785-789-5015
F: 866-557-3439

OLATHE 
15455 S. Rogers Road
Olathe, KS 66062
P: 913-254-0568
F: 913-254-0854


KANSAS CITY (SOUTH) 
10400 Hickman Mills Drive,
Suite 150
Kansas City, MO 64137
P: 816-877-0561
F: 816-877-0565


KEARNEY  
655 State Route 92,
Suite B
Kearney, MO 64060
P: 816-551-2030
F: 844-550-1559

LEBANON 
144 Evergreen Parkway
Lebanon, MO 65536
P: 417-657-8000
F: 877-496-3919

LEE'S SUMMIT 
1174 NE. Douglas Street
Lee's Summit, MO 64086
P: 816-875-3884
F: 816-524-5080

LIBERTY 
527 N. State Route 291,
Suite A
Liberty, MO 64068
P: 816-792-0849
F: 816-792-1405

OVERLAND PARK 
6362 College Blvd.
Overland Park, KS 66211
P: 913-754-0888
F: 913-754-0891

SHAWNEE 
12156 Shawnee Mission Pkwy.
Shawnee, KS 66216
P: 913-815-6677
F: 888-972-3872

MARYVILLE 
1109 S Main Street,
Suite A
Maryville, MO 64468
P: 660-224-2077
F: 833-262-9849

PLATTE CITY 
2000 Kentucky Avenue,
Suite D
Platte City, MO 64079
P: 816-858-2368
F: 816-858-2214



ROGERSVILLE 
113 Johnstown Drive
Rogersville, MO 65742
P: 417-753-7735
F: 417-753-7765

SEDALIA
2917 West Broadway
Sedalia, MO 65301
P: 844-755-4272

SPRINGFIELD
1711 W. Battlefield,
Suite Q
Springfield, MO 65807
P: 417-799-3377
F: 417-799-3378

TOPEKA 
3009 SW Topeka Blvd.
Topeka, KS 66611
P: 785-273-1379
F: 785-273-1047

WICHITA (EAST) 
6505 E. 37th Street N.
Suite 300
Wichita, KS 67226
P: 316-854-2330
F: 866-630-6350


ST. JOSEPH  
139 North Belt Hwy,
Suite N
St. Joseph, MO 64506
P: 816-232-1137
F: 816-232-1331


TIFFANY SPRINGS  
10015 N Ambassador Drive,
Suite 101
Kansas City, MO 64153
P: 816-891-7162
F: 816-891-6704

WICHITA (SOUTH) 
662 E. 47th Street S.
Wichita, KS 67216
P: 316-252-2888
F: 866-630-6350

WICHITA (WEST) 
6803 W. Taft
Bldg. 300, Suite 303
Wichita, KS 67209
P: 316-347-7969
F: 866-630-6350

LEGEND

 Vestibular Therapy

 Hand Therapy

 Spanish Bilingual

 Dry Needling

CLINIC LOCATIONS



REHABILITATION SERVICES

- + Physical Therapy
- + Occupational Therapy
- + Certified Hand Therapists
- + Gary Gray CAFS (Certified Applied Functional Science)
- + Pain Neuroscience Education
- + McKenzie Trained Therapists
- + Vestibular Rehab / Concussion Management
- + Neurological Rehabilitation
- + Blood Flow Restriction Therapy
- + Dry Needling
- + Women's Health Therapy
- + ASTYM and Graston Therapy

WORKERS' COMPENSATION

- + Job Analysis
- + Post Offer Employment Testing
- + Work Conditioning
- + Functional Capacity Evaluation (FCE)
- + XRTS Sincerity of Effort Testing
- + Onsite Services
- + Outcomes Reports
- + Ergonomic Assessments

EXCELLENCE IN SERVICE

- + Communication with all Stakeholders
- + Patient Education and Accountability
- + Individualized Attention Every Visit
- + Prompt Appointment Scheduling
- + Electronic Documentation
- + Initial Evaluations Scheduled Within 24 - 48 hours